



**MANUFACTURING, INC.**

**ALUMINUM COUNTER DOORS**  
*Model S*



## **LIGHT AND BRIGHT DESIGN**

R&S Aluminum Counter Doors offer compact design and attractive appearance. Anodized extruded aluminum components combine a light weight, smooth, bright finish and excellent corrosion resistance for a variety of applications.

R&S Counter Doors can be modified in construction to provide anodized aluminum service doors up to 12 feet wide, 10 feet high and a maximum of 100 square feet.

## **AVAILABLE FINISHES**

### **Standard**



Slats, Footpiece,  
Guides & Hood  
*Clear Anodized*



Brackets  
*Grey Primer*

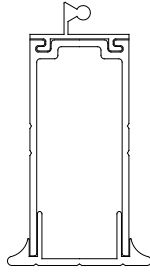
### **Optional**



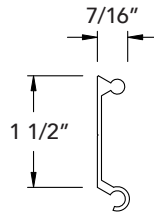
Brackets, Slats, Footpiece,  
Guides & Hood  
*Dark Bronze  
Anodized Aluminum*

## CONSTRUCTION

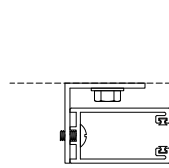
### Extruded Aluminum Tubular Bottom Bar




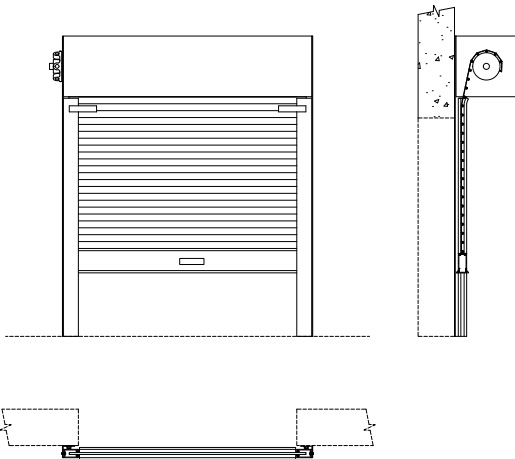
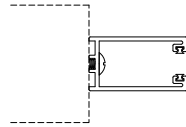
### #15 Slat



### Face Mount



### Between-Jamb Mount



**R&S Manufacturing of Northern CA**  
800-221-3667 | 510-429-1788

**R&S Manufacturing of Southern CA**  
800-350-3667 | 909-596-2090

**R&S Manufacturing Oregon**  
800-359-4197 | 503-777-6370

[www.rsdoorproducts.com](http://www.rsdoorproducts.com)

## SPECIFICATIONS

### Warranty

2 year/ 20,000 cycles

### Mounting

Face of wall or between-jamb

### Operation

- Standard: Push up
- Optional: Chain hoist, Motor prep

### Curtain

6063 extruded alloy aluminum type 15 slats, coil, riveted endlocks. Bottom of curtain reinforced by extruded aluminum tubular footpiece with astragal.

### Guides

Extruded aluminum guides bolted to aluminum wall angles and fitted with nylon pile wear strips.

### Brackets

Steel plates

### Barrel

Steel pipe

### Hood

Aluminum sheet

### Locking

Slidebolt locks

## OPTIONS

### Key or Thumbturn Cylinder Lock

Installed on footpiece or guide.

### Tubular Motor Operator

For counter doors in limited usage applications. Available in 115 volt/single phase with constant contact one button or key switch control. Can also be provided with a low voltage controller when options such as a 3 button station, reversing edge or timer are required.