



**MANUFACTURING, INC.**

**CLIMATE GUARD SERVICE DOORS**  
*Model W*



## **WEATHER THE STORM, WORRY FREE**

When an application requires protection against the elements, the R&S Climate-Guard Rolling Steel Service Door is the solution. Rain, dust and wind are kept at bay by vinyl weatherstripping at the footpiece, guides and hood.

Galvanized steel slats interlock to create a robust and solid curtain that rolls up inside a hood, easily accommodating spaces with limited headroom or sideroom, and affording many years of maintenance free performance.

- Designed for openings up to 30' wide and 30' high
- Customizable to meet virtually all of your project needs through many upgrades, slat profiles and options
- Curtain designed to withstand windload exceeding 20 PSF or 80MPH

## **AVAILABLE FINISHES**

### **Standard**



Slats & Hoods  
*Grey Polyester Primer*



Pass Door  
*Grey*



Footpiece, Guides & Brackets  
*Rust Inhibiting Black Primer*

### **Optional**



Slats & Hoods  
*Tan Polyester Primer*



Footpiece, Guides, & Brackets  
*Hot-Dip Galvanizing*



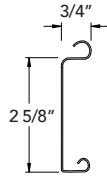
Available on all Exposed Surfaces in a variety of Colors  
*Powder Coat Finish*

## CONSTRUCTION

Steel slats are galvanized per ASTM standards, treated for paint adhesion and pre-finished before forming with a prime coat and baked-on polyester top coat.

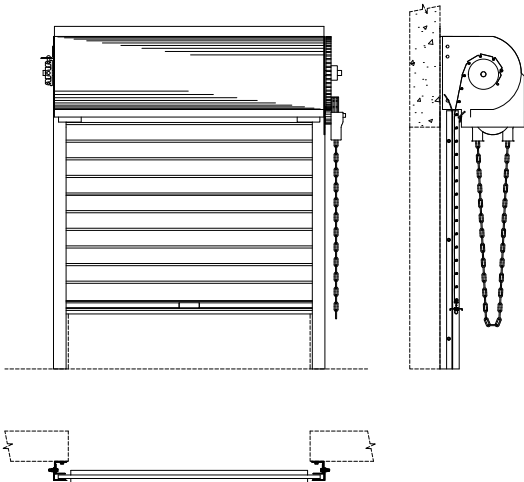
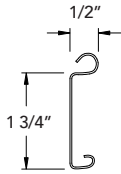
### Standard

Type 25 Large Standard Flat Slat  
24, 22, 20, or 18 Gauge  
Galvanized Steel



### Optional

Type 17 Small Flat Slat  
22 or 20 Gauge Galvanized Steel  
22 Gauge Stainless Steel



## SPECIFICATIONS

### Warranty

2 year/ 20,000 cycles

### Mounting

Interior or exterior face of wall or between-jamb

### Operation

- Standard: Chain hoist
- Optional, 8'x8' Max: Push up
- Optional: Awning crank, Crank box, Motor prep operation

### Curtain

Galvanized steel coil slats, riveted windlocks. Bottom of curtain reinforced by extruded aluminum or double steel angle footpiece with astragal.

### Guides

3-piece structural steel guides. Steel channels or structural steel angles bolted to structural steel wall angles. Vinyl guide weatherstripping against the flat faced side of the slats is standard (wool pile, brush, or weatherstripping on both sides of the curtain are optional).

### Brackets

Steel plates

### Barrel

Minimum 6" diameter steel pipe.

### Hood With Hood Baffle

Minimum 24 gauge galvanized steel sheet.

### Locking

Chain lock (chain operation) or slide bolt locks (push up or crank operation).

## OPTIONS

### Increased Windload Capacity

Curtain designs to withstand windloads exceeding 20PSF.

### High Cycle Construction

Designs to provide up to 150,000 operating cycles or maximum possible in design.

### Vision Lites

Single or multiple 3 1/2" X 3/4" wide cutouts, covered with acrylic.

### Sloped or Stepped Footpiece

A custom footpiece to match sloping or irregular sill conditions.

### Cylinder Locks


Installed on footpiece or guide.

### Pass Door

3'-0" x 7'-0" x 1 3/4" thick hollow metal door in steel frame.

### Tubular Motor Operator

For heavy duty service doors up to 144 sq ft in limited usage applications. Available in 115 volt/single phase with constant contact one button or key switch control.



**R&S Manufacturing of Northern CA**  
800-221-3667 | 510-429-1788

**R&S Manufacturing of Southern CA**  
800-350-3667 | 909-596-2090

**R&S Manufacturing Oregon**  
800-359-4197 | 503-777-6370

[www.rsdoorproducts.com](http://www.rsdoorproducts.com)